


Veneer Peeling Line R3

SPINDLELESS PEELING LINE WITH HIGH RUNNING EFFICIENCY



Veneer Peeling Line R3 - fast startups and add-on capacity

The 100% electrically operated spindleless Raute Veneer Peeling Line R3 peels high-quality veneer from start to core, allowing you to make the most of small diameter blocks of hardwood and softwood. It can also work as a recovery line improving the yield and effectiveness of conventional lathes.

R3-Series is Nordic design manufactured and tested at Raute's own factory. Its optimal peeling geometry (OPG) enables peeling high-quality veneer with good capacity and an unmatched thickness tolerance compared to conventional spindleless lathes.

The line provides quick and easy production startups with fast and remote installation possibilities. Its ease of operation and maintenance result in a high running efficiency. The fully electrical operation requires a smaller power supply and ensures that energy is used only for veneer production.

Maximal automation level of the line enables high productivity. The line's modern construction enables adding moisture and visual analyzers.



Key benefits

80

ENABLES EFFICIENT
VENEER PEELING
FROM SMALL
DIAMETER BLOCKS
STARTING FROM 80
MM



100% ELECTRICALLY
OPERATED



0.1 MM THICKNESS
TOLERANCE



NORDIC DESIGN



RUNS TYPICALLY WITH
TWO OPERATORS



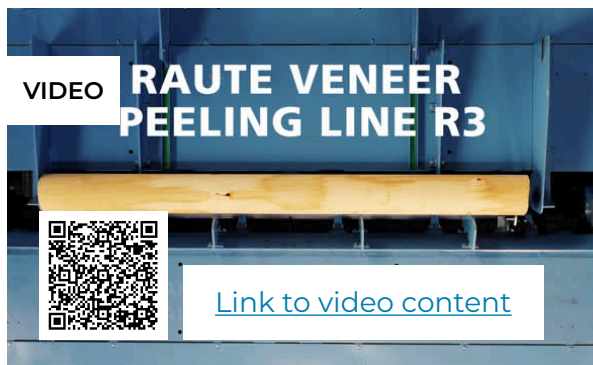

References



AmberBirch SIA

Veneer Peeling Line R3 fitted
AmberBirch's main production needs
and their use of small diameter logs.

Images and videos



VIDEO



Pf
V


[Link to video content](#)




VIDEO



[Link to video content](#)



Downloadable material



WHAT IS R3 SERIES ALL ABOUT?


THE RAUTE R3 SERIES IS ALL ABOUT EASYNSS WITH HIGHEST QUALITY.

Say hello to the new kids on the block – The Raute R3 Series. The R3 Series' machines and lines are most suitable for you when you are starting the industrial veneer production, or you have basic production requirements. And what's more, they all are compact-sized needing only a little floor space.

The gift-line and R3s are of utmost high-quality, destined to have the job done. The lines are plug-and-play, so the commissioning takes only a short time. We deliver the machines with affordable investment price and quick, under average, install time.

The R3 lines are the premium Raute-quality machinery to have the job done. The beginning has never been easier until now. We made it easy for you.

These R3-series lines are the first of many to come. We are constantly developing new machinery and solutions for our customers' changing needs. We are going to introduce new lines and machines to the R3-series continually.





[Download PDF](#)



As availability of raw materials is decreasing, innovating and creating better solutions for production is essential in order to increase productivity and efficiency, while still maintaining high quality products. Whether you want to ramp-up production or optimize efficiency, Raute's innovations can help you achieve your goals. Read our top tips in this document to find out how.

1.

CHOOSE THE RIGHT PEELING LINE FOR SMALL BLOCKS

2.

OPTIMIZE VENEER THICKNESS

3.

MAXIMIZE YOUR FACE VENEER RECOVERY

4.

COLLECT DATA TO IMPROVE EFFICIENCY



Made with
Making wood matter



[Download PDF](#)

Technical specifications

	R3-4ft	R3-5ft	R3-8ft
Veneer thickness (mm)	1,1 – 3,6	1,1 – 3,6	1,1 – 3,6
Block Diameter (mm)	80 - 350	80 - 350	80 - 450
Minimum Core Diameter (mm)	30	30	35
Peeling Speed Up to (m/min)	120	120	120
Block Centering	Spindleless Roundup	Spindleless Roundup	Spindleless Roundup
Peeling Method	Spindleless	Spindleless	Spindleless
Knife Change	Manual	Manual	Manual
Operators on the Line	1-2	1-2	1-2
Capacity up to (m3/h)	12	15	25
Block Cycle time up to (pcs)	6	6	6
Block length nom. (ft)	3-4	4-5	6 - 8
Powered Roller Bar	●	●	●
Installed power (kW)	100	120	160

Veneer peeling

Optimal Peeling Maximizes Veneer Quality and Production Capacity

Veneer peeling consists of block centering, peeling, veneer analyzing, clipping and stacking as well as stack handling processes, all of which have an impact on your production performance.

The peeling process determines the profitability of the entire veneer manufacturing chain and the volume of face quality sheets that can be produced. With optimal peeling and clipping you maximize veneer quality for further processing and your veneer production capacity.

Raute Veneer Peeling Lines offer the perfect fit for your needs allowing you to utilize all peelable raw materials. You may produce anything from thin decorative veneer to thick softwood veneer, turning even lower-quality and small logs into profit. The lathes' optimal peeling geometry (OPG) ensures constant quality throughout each veneer ribbon. Spindleless peeling allows you to reach the smallest possible core.

The proper line assembly depends on your end-product, its technical requirements and raw material along with block measurements, as well as your capacity expectations and investment capabilities.

Start your production or add capacity easily with our R3-Series. When you want a proven, widely-known workhorse of the industry, the R5-Series is your solution. Put automation and machine vision in full use with our flexible R7-Series and master your productivity with high speed and maximum capacity.



raute.com

Making Wood Matter