


Panel Repairing Line R5

THE AUTOMATED SOLUTION FOR SOLID WOOD PANEL REPAIRING



Panel Repairing Line R5 - Go automated to get the highest quality solid wood panels

The Panel Repairing Line R5 is Raute's newest addition to the panel repairing product family. The fully automated line replaces the need for manual panel repair and requires only one supervising operator to oversee the process.

The Panel Repairing Line R5 works continuously without breaks achieving the maximum capacity for panel repairing. Its advanced visual analyzers enable the optimum repair material metering minimizing waste using 50% less repair material. With this line, you can use any type of industrial repair material.

With the automated Panel Repairing Line R5, you get to reduce manpower yet increase the panel repair quality and efficiency. The line can handle and repair up to 250 panel faces per hour from both sides with seven defects on average.

The Raute Panel Repairing Line R5 is designed to handle and repair solid wood panels but is capable of repairing any wood panels from any wood type needed.

Key benefits




ONLY ONE OPERATOR
NEEDED




-50% LESS REPAIR
MATERIAL





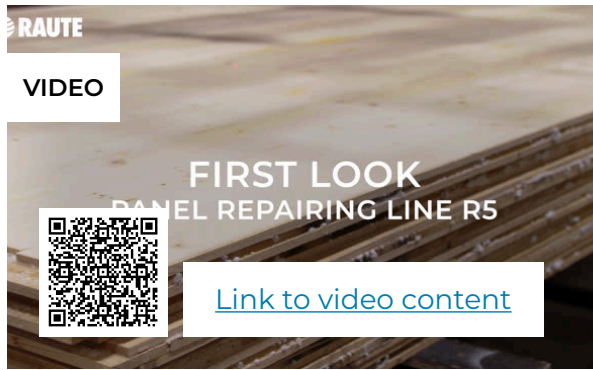
UP TO 250 PANEL
FACES REPAIRED PER
HOUR



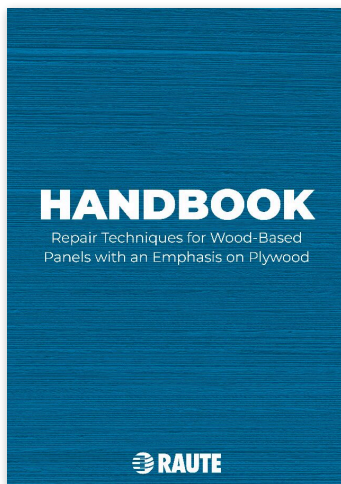
AUTOMATIC
REPAIRING FOR BOTH
PANEL FACES



Images and videos



Downloadable material



[Download
PDF](#)



[Download
PDF](#)

Technical specifications

Operators on the Line	1
Minimum Floor space needed (m)	15x20
Panel Thicknesses (mm)	15-100
Panel Sizes Variation (ft)	4x8 - 7x20
Repairing Methods	Router, Polyurethane, Putty
Capacity up to (panels/min)	1-5
Number of plies	3

Panel repairing

Save time and material with panel repairing

Panel repairing means fixing defects after the panel has been made. Repairing the panel is done because some defects cannot be repaired before the panel is formed. By repairing these defects, the end quality of the panel is higher meaning better recovery with more valuable production for the whole mill.

Repairing is the last manual heavy process in plywood production. It is hard to get people to do manual repairing as it is very unergonomic and difficult to make consistently according to the quality rules. By automating the repair process, it is possible to reduce work-related injuries and sick leaves.

Putty and synthetic repair chemicals have taken major development steps recently as repair materials. Chemical, visual, and mechanical properties suit better for repairing with or without overlaying.

In many applications, one-component putty replaces two-component materials. This means ease of use and material savings in production.

Raute has developed three new solutions for panel repairing which are based on the recent improvements in machine vision analyzing capabilities and high-speed motion control. These improvements result in breakthroughs in capacity, and quality and reduce the usage of repairing material. The solutions make uniform quality on a 24/7 basis. Raute's panel repairing solutions are for any type of wood panels – from plywood to solid wood panels.

Panel Repair Station R5 is the compact solution for starting the automated repairing or adding capacity with an easy investment. The station fits into the same space as the traditional manual repair cell would and it doesn't require special foundations.

Panel Repairing Line R5 is the newest addition to the product family. It is designed for repairing solid wood panels in a continuous line, where both panel sides can be repaired automatically, without taking them out of the line. The line is compact and thus usually fits into the place reserved for manual repair, and it needs only one supervising operator.

Panel Repairing Line R7 brings uncompromised capacity for the most demanding needs. The line can handle trimmed and untrimmed panels and repairs them on the move. Typically, the whole mill production is run through this line.



raute.com

Making Wood Matter