












# Dryer Infeed Feeder R7



Efficient infeed (24 feeds/min) with all the bells and whistles including random and thin veneer feeding.

## TECHNICAL DETAILS

|                                 | R7-5ft                  | R7-8ft                  | R7-Thin veneer                           |
|---------------------------------|-------------------------|-------------------------|--|
| Veneer thickness (mm)           | 1,1 - 4,3               | 1,1 - 4,3               | 0,5 - 4,3                                |
| Operators on the Line           | 1                       | 1                       | 1  |
| Feeding speed (feeds/min) max   | 24                      | 20                      | Depending on veneer length and thickness |
| Infeed roller drive             | ●                       | ●                       | ●  |
| Veneer feeder type              | Electrical or hydraulic | Electrical or hydraulic | Electrical or hydraulic                  |
| Dryer width (mm)                | 6200,4800               | 6200,4800               | 6400,6200,5800,4800                      |
| Number of dryer decks           | 1-6                     | 1-6                     | 1-6                                      |
| Suction box above veneer stacks | ●                       | ●                       | ●  |
| Suction cup veneer pick-up      | ●                       | ●                       | ●  |
| Adjustable suction power        | ●                       | ●                       | ●  |

|                             |   |   |   |
|-----------------------------|---|---|---|
| Non-stop without base plate | 1 roll out of two electrical  | 2/3 rolls, one or two rolls electrical  |  |
| Non-stop with base plate    |  |  |  |
| Random feeder               |  |  |  |
| Filtering station           |  |  |  |