



# Veneer Visual, Moisture and Strength Analyzer R7 - Drying

## UNIQUE THREE-IN-ONE ANALYZER TO OPTIMIZE PRODUCTION PROCESS



# Ultimate dry veneer sorting with combined data

This one of a kind analyzer combines visual, moisture, and strength analysis in one intelligent system for optimized dry veneer grading. The use of combined data enables producing higher-quality veneer, plywood, and LVL as well as optimizing production energy usage, runtime, recovery, and profit. The data also provides feedback to optimize peeling and drying processes.

Veneer Visual, Moisture and Strength Analyzer R7 (formerly known as Mecano VDA+Metriguard 2865 DME) offers different technologies to match your needs. You can select the imaging method of the three available models: color, micro, or surface. Moisture analysis is based on microwave technology which detects moisture through the veneer. The analyzer defines both peak and average moisture of the sheet. Furthermore, moisture analysis allows you to define different moisture content for different areas of the sheet. This enables higher average moisture content for the dried veneer to improve veneer quality and drying capacity.

The analyzer also measures the density, moisture, and thickness of the veneer sheets as well as sonic velocity through the veneer. Analysis based on these measurements enables the grading of veneers based on the density, ultrasonic propagation time (UPT), or Modulus of Elasticity (MoE).

## Key benefits



OPTIMIZED DRY  
VENEER GRADING




IMPROVE DRYING  
CAPACITY



MAXIMIZE VENEER  
QUALITY



OPTIMIZE  
PRODUCTION  
EFFICIENCY



FEEDBACK TO  
PEELING AND DRYING  
PROCESSES



## References



### Coastland Wood Industries

Market Demand means a focus on Dry Veneer production.



[Read more](#)


## Images and videos




## Downloadable material



[Download  
PDF](#)



[Download  
PDF](#)



[Download  
PDF](#)

## Technical specifications

	Surface	Micro	Color
Veneer thickness (mm)	0.5 – 4.2	0.5 – 4.2	0.5 – 4.2
Available sizes (ft)	5 - 10	5 - 10	5 - 10
Grading accuracy	>95%	>95%	>95%
Color defects (e.g. Knot, wane)	●	●	●
Micro defects (e.g. Crack, pin hole)	●	●	●
Surface defects (e.g. Roughness, overlap)	●	●	●
Moisture Range (mc)	1% - 30%	1% - 30%	1% - 30%
Moisture Accuracy (mc)	±2.5%	±2.5%	±2.5%
Moisture and density sensors (pcs)	6 - 10	6 - 10	6 - 10
Thickness Accuracy (mm)	±0.5	±0.5	±0.5
Density range (kg/m <sup>3</sup> )	300-1500	300-1500	300-1500
Density accuracy (kg/m <sup>3</sup> )	±10%	±10%	±10%
Sonic Wheels (pcs)	2-3	2-3	2-3
Sonic Accuracy (mm/s)	±3%	±3%	±3%



# Analizers for Veneer Drying

## Grade the sheets accurately for the following process phases

At the drying line, it is crucial to grade the sheets correctly to forward them to the next process phases. The best solution is to let intelligent analyzers do the grading for you to secure consistent and smart decisions. Analyzers also provide valuable data from the drying process. The data helps you improve production and optimize the drying result which leads to better veneer quality and higher profit.

Modern analyzers grade sheets based on visual properties, moisture content, strength, and density of the veneer. Different properties can be analyzed with individual or integrated analyzers. Our integrated analyzer solutions combine the features of two or even three analyzers into one compact system. Utilizing integrated analyzers saves floor space and money and what's most important, improves grading accuracy.



[raute.com](https://raute.com)

Making Wood Matter